

OCTOBER 2021

BUILDING & CONSTRUCTION

QUEENSLAND

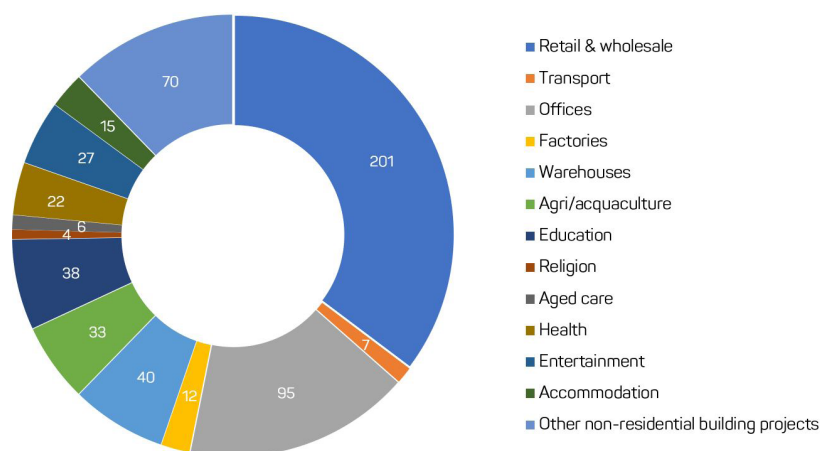


NON-RESIDENTIAL BUILDING

570 non-residential building jobs valued at \$1,207.8 million were approved in QLD in August 2021.

Public sector share of non-residential building jobs approved in August 2021: 2.9%

Non-residential building jobs approved, July 2021 (number of jobs)



CIVIL CONSTRUCTION

Civil construction work, June 2021 quarter

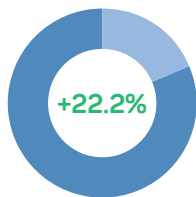


Civil works by activity, June 2021 quarter (\$m)

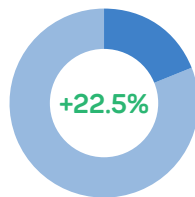
Activity	Started	Done	To be done
Other transport	\$230.4	\$511.9	\$4,297.6
Roads	\$1,499.8	\$1,097.4	\$3,119.4
Water & sewerage	\$826.5	\$482.1	\$1,623.0
Electricity	\$897.2	\$607.7	\$1,775.1
Telecommunications	\$288.7	\$285.8	\$21.7
Heavy industry	\$1,445.6	\$1,652.9	\$2,625.3
Recreation & other	\$446.8	\$412.3	\$206.5
TOTAL	\$5,635.0	\$5,050.1	\$13,668.7

RESIDENTIAL BUILDING

House prices: year to August 2021

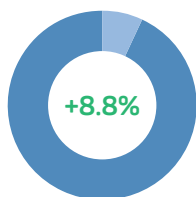


Brisbane

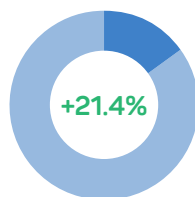


Regional QLD

Unit prices: year to August 2021



Brisbane



Regional QLD

Rental price changes in Brisbane

+0.7%
During June
2021 quarter



+1.7%
Over year to
June 2021
quarter

Building approvals: August 2021



3,516

Total new home
building approvals

+32.0%
change on
Aug 2020



2,249

Detached houses

+19.8%
change on
Aug 2020



1,315

Units/apartments

+61.7%
change on
Aug 2020



\$213.3 million

Home renovations

+15.3%
change on
Aug 2020

Residential building work during June 2021 quarter

COMMENCED NEW HOMES

11,516

All dwellings

6,697

Detached houses

4,819

Apartments/units

COMPLETED NEW HOMES

8,181

All dwellings

5,328

Detached houses

2,853

Apartments/units

New homes still under construction on 30 June 2021



31,140

All dwellings

12,723

Detached houses

18,417

Apartments/units

New homes approved but not yet commenced as at 30 June 2021



3,815

All dwellings

1,480

Detached houses

2,335

Apartments/units

Lending indicators: July 2021

884

Loans to owner occupiers for
construction of new home

-14.4% change on July 2020

368

Loans to investors for construction
of new home

+101.1% change on July 2020

506

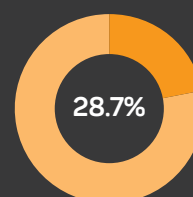
Loans to owner occupiers for
residential land purchase

-46.3% change on July 2020

196

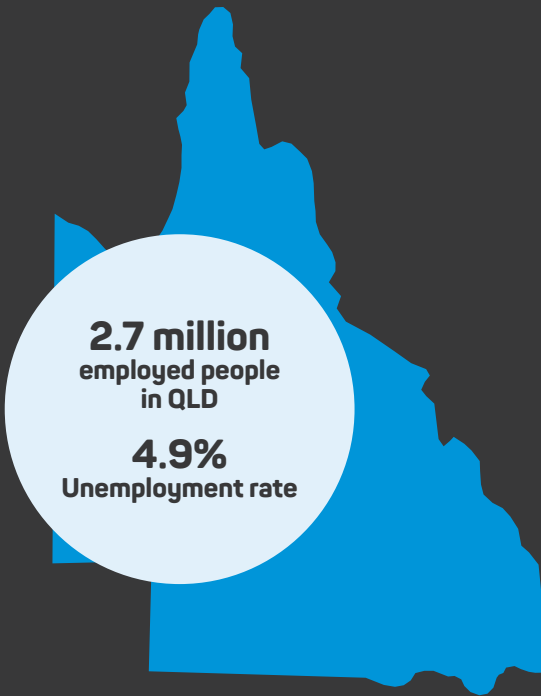
Loans to investors for residential
land purchase

+81.5% change on July 2020



First Home Buyers
share of loans

**LABOUR MARKET,
September 2021**



237,427
People employed in
construction in QLD

69,631 Resi/commercial
builders

18,804 Civil construction
builders

148,992 Resi/commercial
subcontractors



Of QLD jobs are
in construction



Account for women working
in QLD construction



77,063
Construction Businesses



18,575
Construction apprentices in-training
(end of Dec 2020)

SIZE (# WORKERS)

0	45,922
1-19	29,824
20-199	1,284
+200	33

SIZE (TURNOVER)



turnover less than \$50,000



turnover greater than \$10m

8,800

new starts
(year to Dec 2020)

3,870

completions
(year to Dec 2020)



895
apprentice
carpenters
in training



440
apprentice
plumbers
in training