

SEPTEMBER 2021

BUILDING & CONSTRUCTION

QUEENSLAND

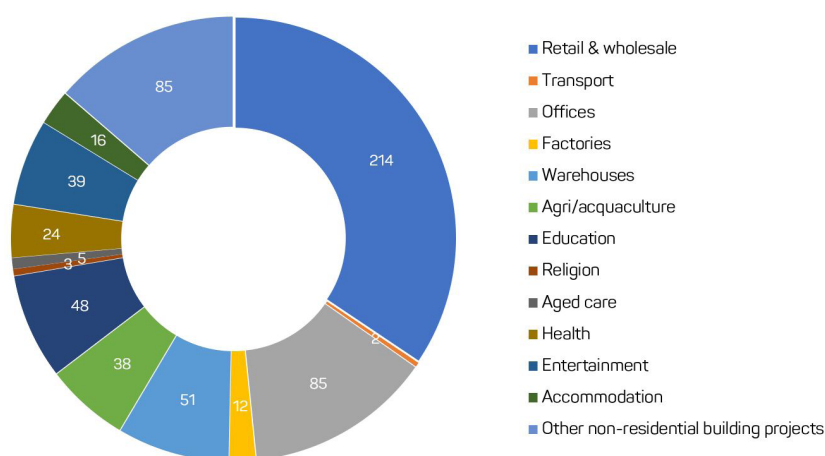


NON-RESIDENTIAL BUILDING

622 non-residential building jobs valued at \$771.4 million were approved in QLD in July 2021.

Public sector share of non-residential building jobs approved in July 2021: 27.0%

Non-residential building jobs approved, July 2021 (number of jobs)



CIVIL CONSTRUCTION

Civil construction work, March 2021 quarter

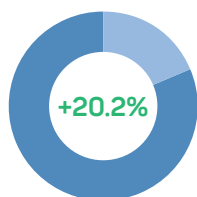


Civil works by activity, March 2021 quarter (\$m)

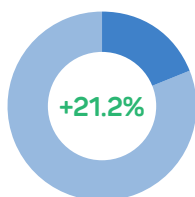
	Started	Done	To be done
Other transport	\$250.6	\$508.2	\$4,470.8
Roads	\$1,069.2	\$832.7	\$2,568.6
Water & sewerage	\$544.2	\$331.7	\$1,310.1
Electricity	\$1,177.4	\$429.1	\$1,425.9
Telecommunications	\$256.9	\$258.7	\$29.5
Heavy industry	\$1,540.8	\$1,452.3	\$2,667.3
Recreation & other	\$423.4	\$320.9	\$203.3
TOTAL	\$5,262.6	\$4,133.6	\$12,675.5

RESIDENTIAL BUILDING

House prices: year to August 2021

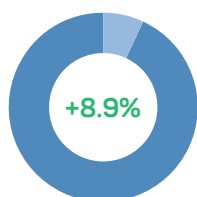


Brisbane

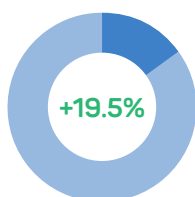


Regional QLD

Unit prices: year to August 2021



Brisbane



Regional QLD

Rental price changes in Brisbane

+0.7%
During June
2021 quarter



+1.7%
Over year to
June 2021
quarter

Building approvals: July 2021



3,328

Total new home
building approvals

+37.2%
change on
July 2020



2,306

Detached houses

+41.0%
change on
July 2020



1,115

Units/apartments

+17.6%
change on
July 2020



\$212.2 million

Home renovations

+22.8%
change on
July 2020

Residential building work during March 2021 quarter

COMMENCED NEW HOMES

8,074

All dwellings

6,171

Detached houses

1,903

Apartments/units

COMPLETED NEW HOMES

6,845

All dwellings

5,084

Detached houses

1,761

Apartments/units

New homes still under construction on 31 March 2021



27,612

All dwellings

11,262

Detached houses

16,350

Apartments/units

New homes approved but not yet commenced as at 31 March 2021



4,380

All dwellings

1,358

Detached houses

3,022

Apartments/units

Lending indicators: July 2021

1,003

Loans to owner occupiers for
construction of new home

+26.5% change on July 2020

330

Loans to investors for construction
of new home

+120.0% change on July 2020

500

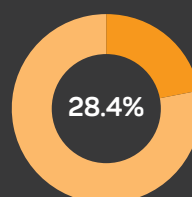
Loans to owner occupiers for
residential land purchase

-35.7% change on July 2020

182

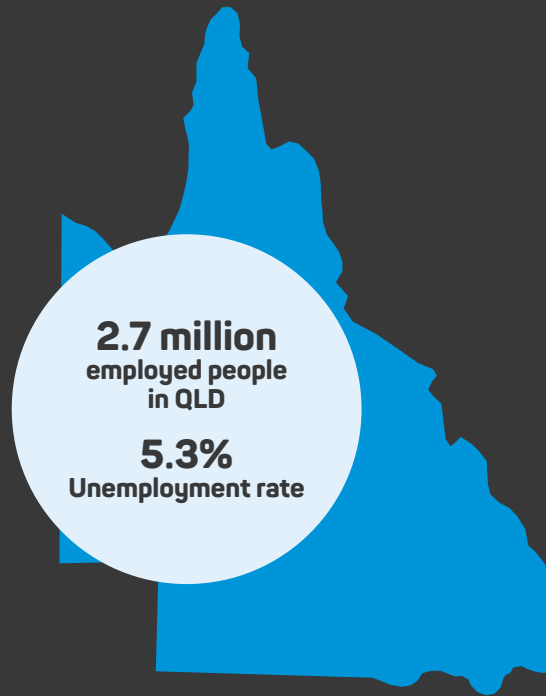
Loans to investors for residential
land purchase

+64.0% change on July 2020



First Home Buyers
share of loans

**LABOUR MARKET,
August 2021 quarter**



237,427
People employed in
construction in QLD

69,631

Resi/commercial
builders

18,804

Civil construction
builders

148,992

Resi/commercial
subcontractors

9.1%

Of QLD jobs are
in construction

13.3%

Account for women working
in QLD construction



77,063
Construction Businesses



18,575
Construction apprentices in-training
(end of Dec 2020)

SIZE (# WORKERS)

0	45,922
1-19	29,824
20-199	1,284
+200	33

SIZE (TURNOVER)

19.2%

turnover less than \$50,000

1.3%

turnover greater than \$10m

8,800

new starts
(year to Dec 2020)

3,870

completions
(year to Dec 2020)



895
apprentice
carpenters
in training



440
apprentice
plumbers
in training