

SEPTEMBER 2023

BUILDING & CONSTRUCTION

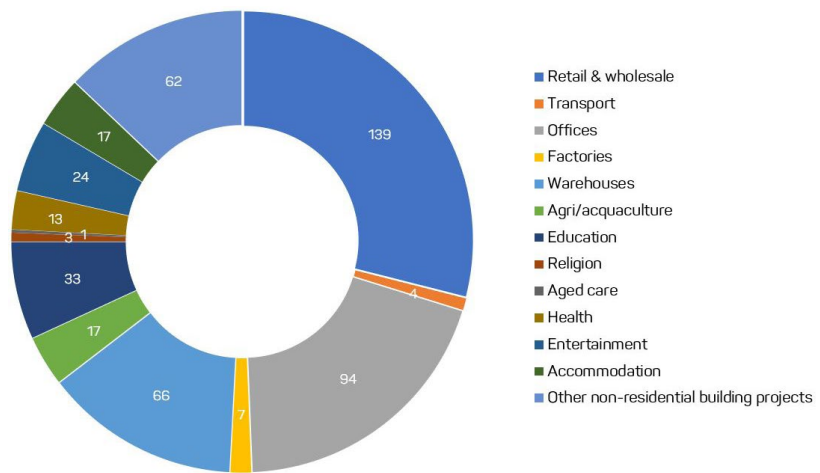
QUEENSLAND



NON-RESIDENTIAL BUILDING

480 non-residential building jobs valued at **\$1,866.5 million** were approved in QLD.
\$3,888,600 average value of non-residential building jobs approved.
67.7% public sector share of non-residential building jobs approved.

Non-residential building jobs approved



Building Product Inflation %



+7.3%
Year to June 2023

CIVIL CONSTRUCTION

Civil construction work, June 2023 quarter



\$5,795.0m
Works started



\$6,797.7m
Works done



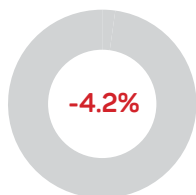
\$18,005.6m
Works yet to be done

Civil works by activity, June 2023 quarter (\$m)

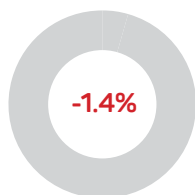
	Started	Done	To be done
Bridges, railways and harbours	\$303.5	\$834.0	\$3,705.7
Roads, highways and subdivisions	\$853.9	\$1,566.7	\$3,666.7
Water storage and supply, sewerage and drainage	\$583.8	\$692.2	\$2,938.6
Electricity generation, transmission and distribution incl pipelines	\$1,526.3	\$1,009.4	\$4,977.5
Telecommunications	\$478.5	\$386.9	\$115.2
Heavy industry	\$1,714.4	\$1,905.9	\$2,431.0
Recreation & other	\$334.7	\$402.6	\$170.9
TOTAL	\$5,795.0	\$6,797.7	\$18,005.6

RESIDENTIAL BUILDING

House prices: year to August 2023



Brisbane



Regional QLD

Unit prices: year to August 2023



Brisbane



Regional QLD

Rental price changes in Brisbane

+2.8%
During June
2023 quarter



+8.9%
Over year to
June 2023
quarter

Building approvals: July 2023



2,789

Total new home
building approvals
-4.4%
change on
July 2022



1,748

Detached houses
-9.1%
change on
July 2022



1,057

Units/apartments
+4.0%
change on
July 2022



\$209.4 million

Home renovations
-0.2%
change on
July 2022

Residential building work done over year to March 2023

COMMENCED NEW HOMES

34,968

All dwellings

22,025

Detached houses

12,943

Apartments/units

COMPLETED NEW HOMES

32,843

All dwellings

23,341

Detached houses

9,502

Apartments/units

New homes still under construction on 31 March 2023



39,892

All dwellings

15,527

Detached houses

24,365

Apartments/units

New homes approved but not yet commenced as at 31 March 2023



5,392

All dwellings

1,275

Detached houses

4,117

Apartments/units

Lending indicators July 2023

447

Loans to owner occupiers for
construction of new home
-33.6% change on July 2022

393

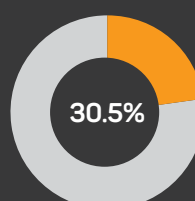
Loans to investors for construction
of new home
-3.2% change on July 2022

322

Loans to owner occupiers for
residential land purchase
-12.7% change on July 2022

155

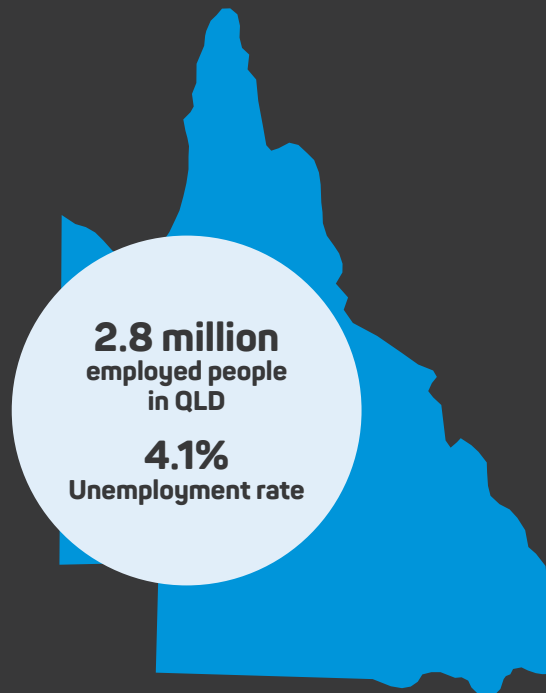
Loans to investors for residential
land purchase
-5.5% change on July 2022



First Home Buyers
share of loans

LABOUR MARKET

August 2023



CONSTRUCTION WORKFORCE



291,955

People employed in
construction in QLD

75,632

Resi/commercial
builders

25,487

Civil construction
builders

190,836

Resi/commercial
subcontractors

10.3%

Of QLD jobs are
in construction

13.9%

Account for women working
in QLD construction

CONSTRUCTION BUSINESSES

83,834

Construction Businesses
(at June 2022)

Number of workers



46,969	0
35,534	1-19
1,307	20-199
24	+200

Turnover



19.1%
turnover <\$50,000

1.4%
turnover >\$10m

CONSTRUCTION INDUSTRY APPRENTICES AND TRAINEES

26,936

Construction apprentices in-training
(at December 2022)



12,643

new starts
(year to December 2022)

4,991

completions
(year to December 2022)

10.0%

Female share of construction
apprentice commencements
(year to December 2022)



6,031

apprentice carpenters
in training



2,876

apprentice plumbers
in training