

NOVEMBER 2021

BUILDING & CONSTRUCTION QUEENSLAND

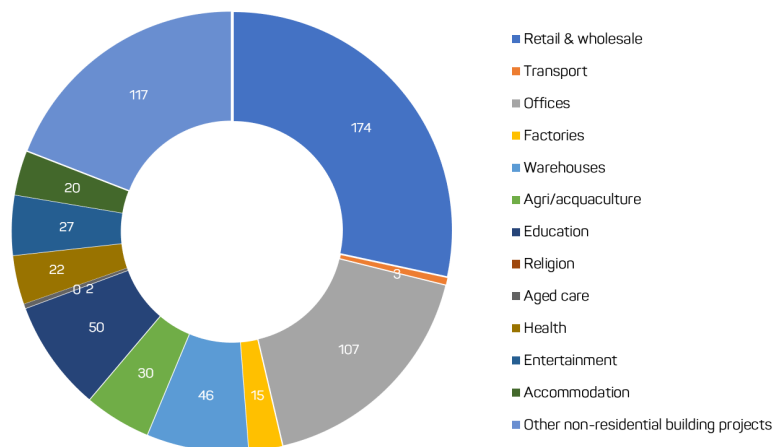


NON-RESIDENTIAL BUILDING

613 non-residential building jobs valued at \$590.2 million were approved in QLD in October 2021.

Public sector share of non-residential building jobs approved in October 2021: 18.6%

Non-residential building jobs approved, October 2021 (number of jobs)



CIVIL CONSTRUCTION

Civil construction work, June 2021 quarter

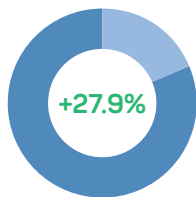


Civil works by activity, June 2021 quarter (\$m)

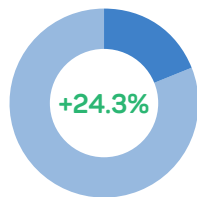
Activity	Started	Done (Sept 2021)	To be done
Other transport	\$230.4	\$556.8	\$4,297.6
Roads	\$1,499.8	\$1,136.9	\$3,119.4
Water & sewerage	\$826.5	\$429.7	\$1,623.0
Electricity	\$897.2	\$917.7	\$1,775.1
Telecommunications	\$288.7	\$238.9	\$21.7
Heavy industry	\$1,445.6	\$1,680.6	\$2,625.3
Recreation & other	\$446.8	\$309.4	\$206.5
TOTAL	\$5,635.0	\$5,269.9	\$13,668.7

RESIDENTIAL BUILDING

House prices: year to November 2021

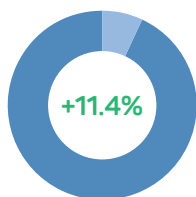


Brisbane

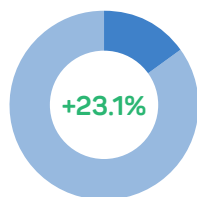


Regional QLD

Unit prices: year to November 2021



Brisbane



Regional QLD

Rental price changes in Brisbane

+1.0%
During Sept
2021 quarter



+2.8%
Over year to
Sept 2021
quarter

Building approvals: October 2021



3,038

Total new home
building approvals
-8.2%
change on
Oct 2020



2,115

Detached houses
-9.1%
change on
Oct 2020



820

Units/apartments
-6.0%
change on
Oct 2020



\$171.3 million

Home renovations
-13.5%
change on
Oct 2020

Residential building work during June 2021 quarter

COMMENCED NEW HOMES

11,516

All dwellings

6,697

Detached houses

4,819

Apartments/units

COMPLETED NEW HOMES

8,181

All dwellings

5,328

Detached houses

2,853

Apartments/units

New homes still under construction on 30 June 2021



31,140

All dwellings

12,723

Detached houses

18,417

Apartments/units

New homes approved but not yet commenced as at 30 June 2021



3,815

All dwellings

1,480

Detached houses

2,335

Apartments/units

Lending indicators: September 2021

906

Loans to owner occupiers for
construction of new home
-35.0% change on Sept 2020

377

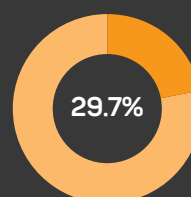
Loans to investors for construction
of new home
+78.7% change on Sept 2020

536

Loans to owner occupiers for
residential land purchase
-46.7% change on Sept 2020

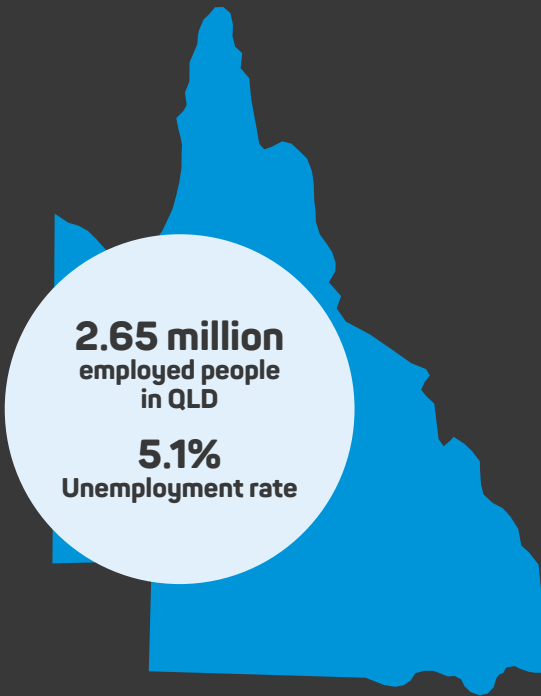
209

Loans to investors for residential
land purchase
+93.5% change on Sept 2020



First Home Buyers
share of loans

**LABOUR MARKET,
October 2021**



237,427
People employed in
construction in QLD

69,631 Resi/commercial
builders

18,804 Civil construction
builders

148,992 Resi/commercial
subcontractors



Of QLD jobs are
in construction



Account for women working
in QLD construction



77,063
Construction Businesses



20,880
Construction apprentices in-training
(end of March 2021)

SIZE (# WORKERS)

0	45,922
1-19	29,824
20-199	1,284
+200	33

SIZE (TURNOVER)



turnover less than \$50,000



turnover greater than \$10m

10,380

new starts
(year to March 2021)

3,840

completions
(year to March 2021)



1,070
apprentice
carpenters
in training



510
apprentice
plumbers
in training