

MARCH 2022

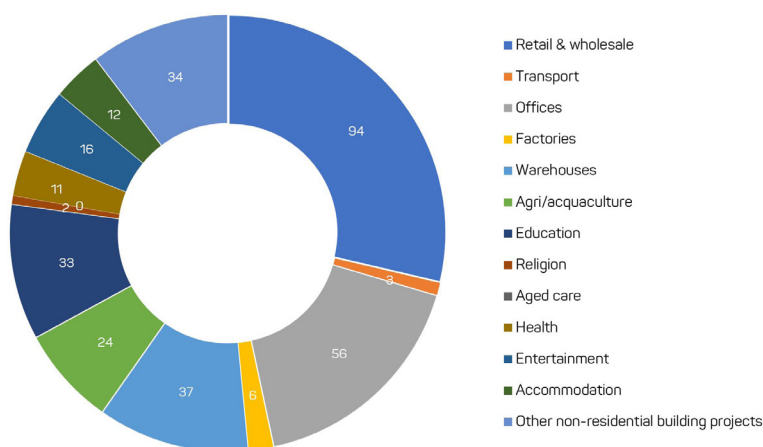
BUILDING & CONSTRUCTION QUEENSLAND



NON-RESIDENTIAL BUILDING

328 non-residential building jobs valued at **\$354.7 million** were approved in QLD.
\$1,081,436 average value of non-residential building jobs approved.
16.9% public sector share of non-residential building jobs approved.

Non-residential building jobs approved



CIVIL CONSTRUCTION

Civil construction work, September 2021 quarter

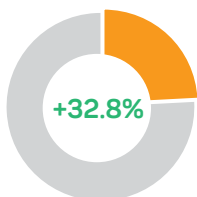


Civil works by activity, September 2021 quarter (\$m)

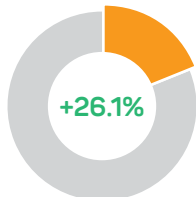
Activity	Started	Done	To be done
Bridges, railways and harbours	\$244.3	\$532.8	\$4,017.3
Roads, highways and subdivisions	\$1,076.2	\$1,103.1	\$3,113.8
Water storage and supply, sewerage and drainage	\$559.4	\$402.1	\$1,685.2
Electricity generation, transmission and distribution incl pipelines	\$1,157.8	\$912.9	\$2,208.6
Telecommunications	\$234.2	\$238.1	\$13.4
Heavy industry	\$1,409.6	\$1,641.8	\$2,535.6
Recreation & other	\$319.0	\$307.0	\$165.6
TOTAL	\$5,000.6	\$5,137.8	\$13,739.6

RESIDENTIAL BUILDING

House prices: year to February 2022

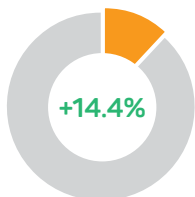


Brisbane

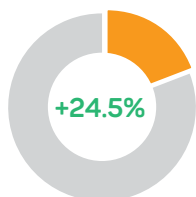


Regional QLD

House prices: year to February 2022



Brisbane



Regional QLD

Rental price changes in Brisbane

+3.0%
During Dec
2021 quarter



+0.5%
Over year to
Dec 2021
quarter

Building approvals: January 2022



3,117

Total new home
building approvals
-3.6%
change on
Jan 2021



1,854

Detached houses
-23.9%
change on
Jan 2021



914

Units/apartments
+58.1%
change on
Jan 2021



\$177.4 million

Home renovations
-30.6%
change on
Jan 2021

Residential building work during September 2021 quarter

COMMENCED NEW HOMES

10,592

All dwellings

7,305

Detached houses

3,287

Apartments/units

COMPLETED NEW HOMES

8,790

All dwellings

6,402

Detached houses

2,388

Apartments/units

New homes still under construction on 30 September 2021



37,048

All dwellings

16,991

Detached houses

20,057

Apartments/units

New homes approved but not yet commenced as at 30 September 2021



3,290

All dwellings

1,001

Detached houses

2,289

Apartments/units

Lending indicators: January 2022

664

Loans to owner occupiers for
construction of new home
-61.7% change on Jan 2021

269

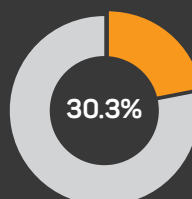
Loans to investors for construction
of new home
+25.1% change on Jan 2021

381

Loans to owner occupiers for
residential land purchase
-45.8% change on Jan 2021

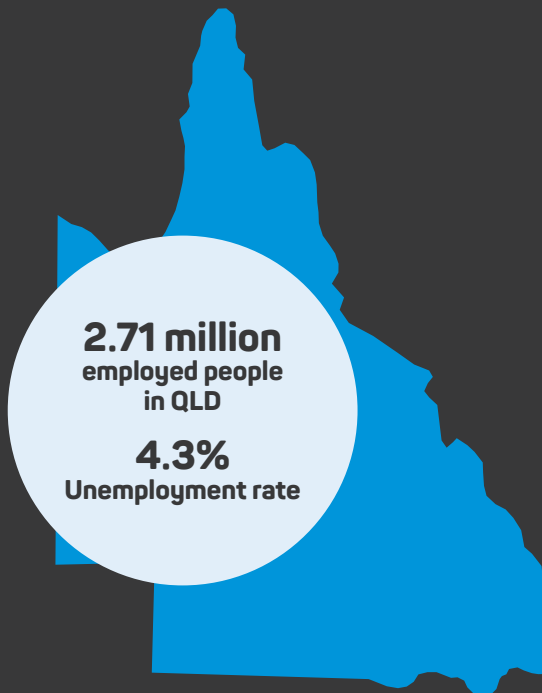
192

Loans to investors for residential
land purchase
+86.4% change on Jan 2021



First Home Buyers
share of loans

LABOUR MARKET
February 2022



CONSTRUCTION WORKFORCE



238,371
People employed in
construction in QLD

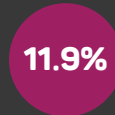
60,810 Resi/commercial
builders

20,970 Civil construction
builders

156,591 Resi/commercial
subcontractors



Of QLD jobs are
in construction



Account for women working
in QLD construction

CONSTRUCTION BUSINESSES

79,233

Construction Businesses
(at June 2021)

Number of workers



43,960	0
34,037	1-19
1,215	20-199
21	+200

Turnover



20.6%
turnover >\$50,000

1.2%
turnover <\$10m

**CONSTRUCTION INDUSTRY
APPRENTICES AND TRAINEES**

21,729

Construction apprentices in-training
(at June 2021)



11,847 new starts
(year to June 2021)

3,954 completions
(year to June 2021)



3,029
apprentice carpenters
in training



1,322
apprentice plumbers
in training