

MAY 2023

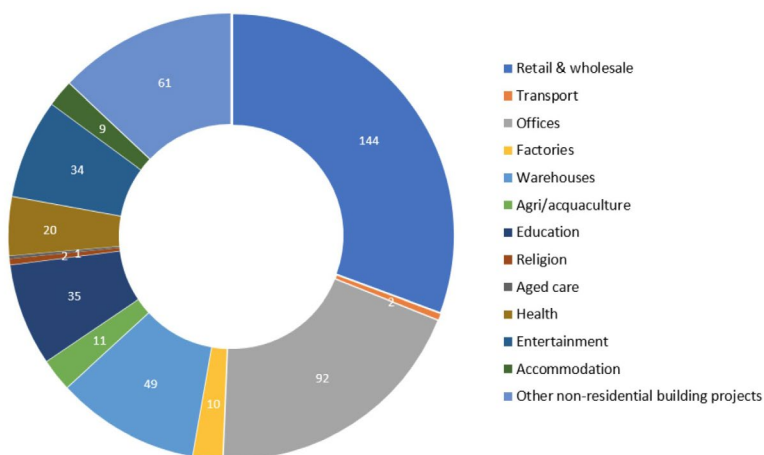
BUILDING & CONSTRUCTION QUEENSLAND



NON-RESIDENTIAL BUILDING

470 non-residential building jobs valued at **\$1,089.5 million** were approved in QLD.
\$2,317,979 average value of non-residential building jobs approved.
60.5% public sector share of non-residential building jobs approved.

Non-residential building jobs approved



Building Product Inflation %



+11.7%
Year to March 2023

CIVIL CONSTRUCTION

Civil construction work, December 2022 quarter



\$6,405.9m
Works started



\$6,039.0m
Works done



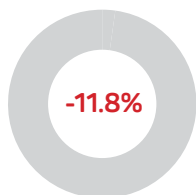
\$16,995.8m
Works yet to be done

Civil works by activity, December 2022 quarter (\$m)

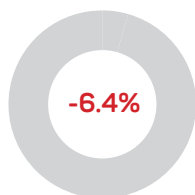
	Started	Done	To be done
Bridges, railways and harbours	\$329.8	\$766.9	\$4,456.2
Roads, highways and subdivisions	\$1,068.8	\$1,167.0	\$3,551.0
Water storage and supply, sewerage and drainage	\$360.3	\$456.6	\$2,910.2
Electricity generation, transmission and distribution incl pipelines	\$2,628.1	\$1,173.3	\$3,451.2
Telecommunications	\$319.8	\$339.8	\$62.1
Heavy industry	\$1,311.7	\$1,445.0	\$2,329.2
Recreation & other	\$387.4	\$690.4	\$235.9
TOTAL	\$6,405.9	\$6,039.0	\$16,995.8

RESIDENTIAL BUILDING

House prices: year to April 2023

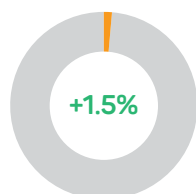


Brisbane



Regional QLD

Unit prices: year to April 2023



Brisbane



Regional QLD

Rental price changes in Brisbane

+2.4%
During Mar
2023 quarter



+7.0%
Over year to
Mar 2023
quarter

Building approvals: April 2023



2,223

Total new home
building approvals
-20.4%
change on
Apr 2022



1,618

Detached houses
-17.3%
change on
Apr 2022



672

Units/apartments
-29.1%
change on
Apr 2022



\$211.8 million

Home renovations
+6.1%
change on
Apr 2022

Residential building work done over year to December 2022

COMMENCED NEW HOMES

34,993

All dwellings

23,290

Detached houses

11,703

Apartments/units

COMPLETED NEW HOMES

34,606

All dwellings

24,763

Detached houses

9,843

Apartments/units

New homes still under construction on 31 December 2022



38,817

All dwellings

15,723

Detached houses

23,094

Apartments/units

New homes approved but not yet commenced as at 31 December 2022



4,571

All dwellings

1,579

Detached houses

2,992

Apartments/units

Lending indicators March 2023

1,398

Loans to owner occupiers for
construction of new home
-31.0% change on Mar 2022

1,008

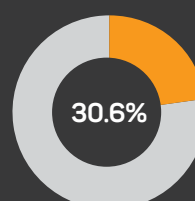
Loans to investors for construction
of new home
-13.7% change on Mar 2022

832

Loans to owner occupiers for
residential land purchase
-27.5% change on Mar 2022

382


Loans to investors for residential
land purchase
-32.1% change on Mar 2022



First Home Buyers
share of loans

LABOUR MARKET

April 2023



CONSTRUCTION WORKFORCE



263,649
People employed in
construction in QLD

68,428 Resi/commercial
builders

34,193 Civil construction
builders

161,028 Resi/commercial
subcontractors



Of QLD jobs are
in construction



Account for women working
in QLD construction

CONSTRUCTION BUSINESSES

83,834

Construction Businesses
(at June 2022)

Number of workers



46,969	0
35,534	1-19
1,307	20-199
24	+200

Turnover



19.1%
turnover <\$50,000

1.4%
turnover >\$10m

CONSTRUCTION INDUSTRY APPRENTICES AND TRAINEES

26,936

Construction apprentices in-training
(at September 2022)



13,534 new starts
(year to Sept 2022)

4,903 completions
(year to Sept 2022)



Female share of construction
apprentice commencements
(year to Sept 2022)



1,051
apprentice carpenters
in training



527
apprentice plumbers
in training