

**JUNE 2022**

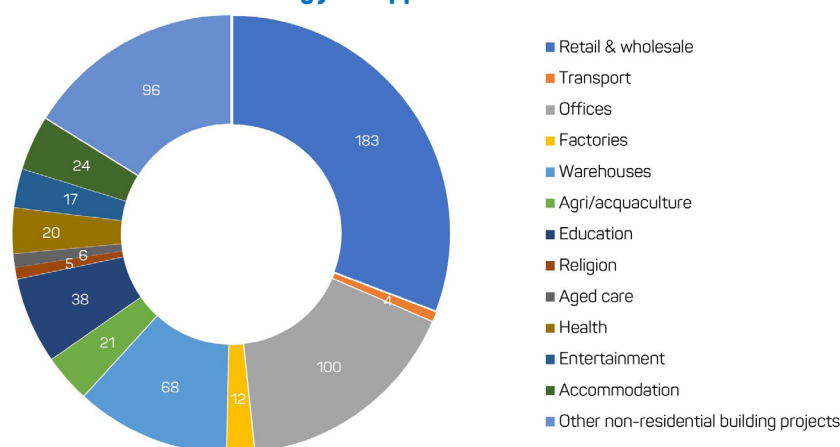
# **BUILDING & CONSTRUCTION** **QUEENSLAND**



## **NON-RESIDENTIAL BUILDING**

**594** non-residential building jobs valued at **\$720.9 million** were approved in QLD.  
**\$1,213,670** average value of non-residential building jobs approved.  
**14.0%** public sector share of non-residential building jobs approved.

Non-residential building jobs approved



## **CIVIL CONSTRUCTION**

Civil construction work, March 2022 quarter

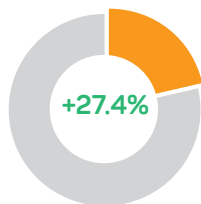


Civil works by activity, March 2022 quarter (\$m)

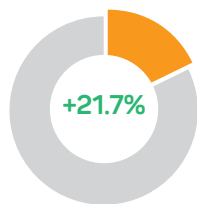
	Started	Done	To be done
Bridges, railways and harbours	\$1,071.1	\$505.7	\$4,882.2
Roads, highways and subdivisions	\$1,718.7	\$984.6	\$4,060.0
Water storage and supply, sewerage and drainage	\$618.9	\$421.8	\$2,395.6
Electricity generation, transmission and distribution incl pipelines	\$1,392.3	\$822.7	\$2,361.6
Telecommunications	\$280.4	\$284.1	\$10.1
Heavy industry	\$1,451.9	\$1,324.6	\$2,395.8
Recreation & other	\$187.2	\$268.0	\$215.2
<b>TOTAL</b>	<b>\$6,720.6</b>	<b>\$4,611.5</b>	<b>\$16,320.5</b>

## RESIDENTIAL BUILDING

### House prices: year to June 2022



Brisbane

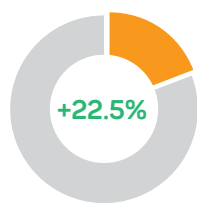


Regional QLD

### House prices: year to June 2022



Brisbane



Regional QLD

### Rental price changes in Brisbane

+1.4%  
During Mar  
2022 quarter



+3.7%  
Over year to  
Mar 2022  
quarter

### Building approvals: May 2022



3,312

Total new home  
building approvals  
-11.7%  
change on  
May 2021



2,110

Detached houses  
-25.3%  
change on  
May 2021



1,270

Units/apartments  
+36.6%  
change on  
May 2021



\$209.7 million

Home renovations  
-7.2%  
change on  
May 2021

### Residential building work during December 2021 quarter

#### COMMENCED NEW HOMES

44,148

All dwellings

30,110

Detached houses

14,038

Apartments/units

#### COMPLETED NEW HOMES

31,413

All dwellings

22,828

Detached houses

8,585

Apartments/units

#### New homes still under construction on 31 December 2021



38,934

All dwellings

17,369

Detached houses

21,565

Apartments/units



4,659

All dwellings

2,062

Detached houses

2,597

Apartments/units

### Lending indicators: May 2022

817

Loans to owner occupiers for  
construction of new home  
-33.6% change on May 2021

436

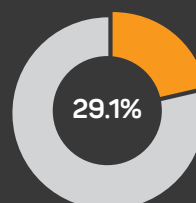
Loans to investors for construction  
of new home  
+53.0% change on May 2021

473

Loans to owner occupiers for  
residential land purchase  
-18.3% change on May 2021

230


Loans to investors for residential  
land purchase  
+38.6% change on May 2021



First Home Buyers  
share of loans

## LABOUR MARKET

May 2022



## CONSTRUCTION WORKFORCE



**238,393**  
People employed in  
construction in QLD

**63,524** Resi/commercial  
builders

**21,634** Civil construction  
builders

**153,234** Resi/commercial  
subcontractors

**8.6%**

Of QLD jobs are  
in construction

**12.4%**

Account for women working  
in QLD construction

## CONSTRUCTION BUSINESSES

**79,233**

Construction Businesses  
(at June 2021)

Number of workers



43,960	0
34,037	1-19
1,215	20-199
21	+200

Turnover



**20.6%**  
turnover >\$50,000

**1.2%**  
turnover <\$10m

## CONSTRUCTION INDUSTRY APPRENTICES AND TRAINEES

**22,978**

Construction apprentices in-training  
(at September 2021)



**13,559** new starts  
(year to September 2021)

**4,115** completions  
(year to September 2021)

**9.1%**

Female share of construction  
apprentice commencements  
(year to September 2021)



**944**  
apprentice carpenters  
in training



**466**  
apprentice plumbers  
in training